

COMP MOUNTS



WATERTIGHT FOR LIFE

Pegasus Solar's Comp Mounts are a cost effective, high-quality option for rail installations on composition shingle roofs. Designed to last decades, the one-piece flashing with elevated cone means there is simply nothing to fail.



25-year Warranty

Manufactured with advanced materials and coatings to outlast the roof itself



Superior Waterproofing

Tested to AC286 without sealant
0.9" elevated water seal



Code Compliant

Fully IBC/CBC Code Compliant
Exceeds ASCE 7-16 Standards



All-In-One Kit Packaging

Flashings, L-Feet and SS lags with bonded EPDM washers are included in each 24-pack

COMP MOUNTS

1. Drill pilot hole in center of rafter.



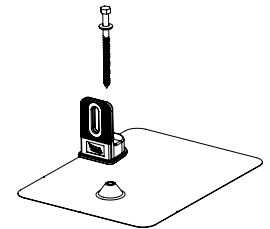
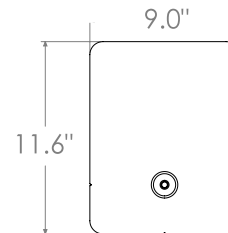
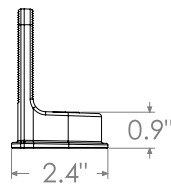
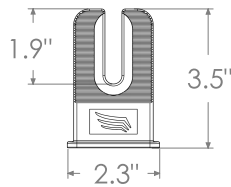
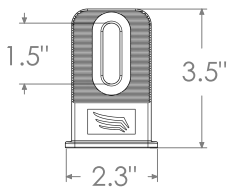
2. Optional: Apply a "U-shape" of sealant to underside of flashing and position under 2nd shingle course, cone over pilot hole.



3. Place L-Foot over cone and install lag with washer through L-Foot.



4. Drive lag to required depth. Attach rail per rail manufacturer's instructions.



Specifications	Comp Mount Install Kits				
SKU	PSCR-CBB0	PSCR-UBB0	SPCR-CBBH	PSCR-CMM0	PSCR-UMM0
Finish	Black L-Foot and Black Flashing			Mill L-Foot and Mill Flashing	
L-Foot Type	Closed Slot	Open Slot	Closed Slot	Closed Slot	Open Slot
Kit Contents	L-Foot, Flashing, 5/16" x 4-1/2" SS Lag with metalized EPDM washer	L-Foot, Flashing, 5/16" x 4-1/2" SS Lag with metalized EPDM washer	L-Foot, Flashing, 5/16" x 4-1/2" SS Lag with metalized EPDM washer and M10 Hex Bolt	L-Foot, Flashing, 5/16" x 4-1/2" SS Lag with metalized EPDM washer	L-Foot, Flashing, 5/16" x 4-1/2" SS Lag with metalized EPDM washer
Roof Type	Composition Shingle				
Certifications	IBC, ASCE/SEI 7-16, AC286				
Install Application	Railed Systems				
Compatible Rail	Most				
Flashing Material	Painted Galvalume Plus			Galvalume Plus	
L-Foot Material	Aluminum				
Kit Quantity	24				
Boxes per Pallet	72				