


COMP MOUNT



WATERTIGHT FOR LIFE

Pegasus Solar's Comp Mount is a cost effective, high-quality option for rail installations on composition shingle roofs. Designed to last decades, the one-piece flashing with elevated cone means there is simply nothing to fail.



25-year Warranty

Manufactured with advanced materials and coatings to outlast the roof itself



Superior Waterproofing

Tested to AC286 without sealant
0.9" elevated water seal



Code Compliant

Fully IBC/CBC Code Compliant
Exceeds ASCE 7-10 Standards




All-In-One Kit Packaging


Flashings, L-feet and SS lags with bonded EPDM washers are included in each 24-pack

COMP MOUNT


1. Drill pilot hole in center of rafter.



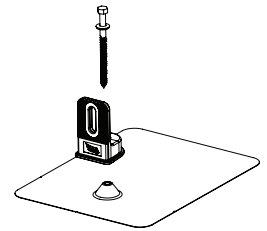
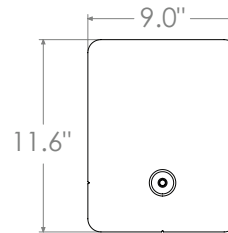
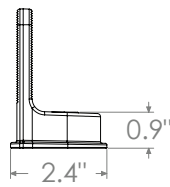
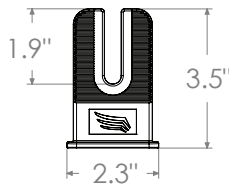
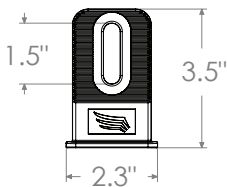

2. Optional: Apply a "U-shape" of sealant to underside of flashing and position under 2nd shingle course, cone over pilot hole.



3. Place L-Foot over cone and install lag with washer through L-Foot.



4. Drive lag to required embedment. Attach rail per rail manufacturer's instructions.



Specifications	Comp Mount Install Kit		
SKU	PSCR-C0	PSCR-U0	SPCR-CH
L-foot Type	Closed Slot	Open Slot	Closed Slot
Kit Contents	L-Foot, Flashing, 5/16" SS Lag w/ EPDM washer	L-Foot, Flashing, 5/16" SS Lag w/ EPDM washer	L-Foot, Flashing, 5/16" SS Lag w/ EPDM washer, M10 Hex Bolt
Finish	Black (L-foot and Flashing)		
Roof Type	Composition Shingle		
Certifications	IBC, ASCE/SEI 7-10, AC286		
Install Application	Railed Systems		
Compatible Rail	All		
Flashing Material	Painted Galvalume Plus		
L-Foot Material	Aluminum		
Kit Quantity	24		
Boxes Per Pallet	72		